

# FUSELEC



## DIN/NH FUSE LINKS



**SSPN 000**

Current Rating 6-100A



**SSPN 00**

Current Rating 6-160A



**SSPN 0**

Current Rating 6-160A



**SSPN 1**

Current Rating 25-250A



**SSPN 2**

Current Rating 25-400A




**SSPN 3**

Current Rating 25-630A

## Technical Specification

- ⚡ 500 Voltage a.c.
- ⚡ Upto 120kA Breaking Capacity.
- ⚡ 6-630A Current Ratings.
- ⚡ IS/IEC 60269-2.
- ⚡ Breaking Range & Utilization Category “gG”.


[www.fuselec.com](http://www.fuselec.com)




# FUSELEC



## BS FUSE LINKS



Offset Tags  
Slotted




Central Tags  
Single Fixing Hole



Central Tags  
Double Fixing Hole



Offset Tags  
Plain




Protection  
Motor Circuit

## Technical Specification

- ⚡ 415 Voltage a.c.
- ⚡ Upto 80kA Breaking Capacity.
- ⚡ 2-630A Current Ratings.
- ⚡ IS/IEC 60269-2 & BS 88-2.
- ⚡ Breaking Range & Utilization Category “gG” & “gM”.

[www.fuselec.com](http://www.fuselec.com)



# FUSELEC




## FUSE HOLDERS & ACCESSORIES



**BS System**  
Fuse Holders




**J Type**  
Fuse Holders



**NH/DIN**  
Fuse Bases



**NH/DIN**  
Replacement Handle



**Links**  
Solid/Neutral




**Modular**  
Fuse Holders

## Technical Specification

- ⚡ 415/500 Voltage a.c.
- ⚡ Upto 120kA Breaking Capacity.
- ⚡ 2-800A Current Ratings.
- ⚡ IS/IEC 60269 & BS 88.


[www.fuselec.com](http://www.fuselec.com)



# FUSELEC



## ELECTRICITY SUPPLY FUSES



Fuse Links  
J Type



Fuse Links  
Cylindrical

Fuse Links  
House Service

## Technical Specification

- ⚡ 415/500 Voltage a.c.
- ⚡ 80kA Breaking Capacity.
- ⚡ 2-400A Current Ratings.
- ⚡ IS/IEC 60269.
- ⚡ Breaking Range & Utilization Category  
“gG” & “gU”.

[www.fuselec.com](http://www.fuselec.com)