



PORTABLE PRODUCT SERIES

Diesel Engine Inverter Generator General Generator
Super Silent Generator Water Pump

PORTABLE PRODUCT SERIES

Welcome to DEHRAY

We are the manufacturer to make engines more agile and innovative. DEHRAY is designed to be an environmentally friendly product. In everything we do, we strive for preciseness and excellence. Our success is measured by your experience.

MAKE POWER FOR LIFE.



CONTENTS

RD SERIES

DIESEL ENGINE

- 03-04 | FEATURES AND BENEFITS/ RD170F/ RD178F
- 05-06 | RD186F/ RD186FA/ RD192F/RD192FE/RD2V80/ RD292F/ RD376

RIG SERIES

INVERTER GENERATOR

- 07-08 | FEATURES AND BENEFITS
- 09-10 | RIG1000/ RIG2000/ RIG2600/ RIG3500/ RIG7000
- 11-12 | FEATURES AND BENEFITS/RID6000/ RID8000

RDE SERIES

GENERAL GENERATOR

- 13-14 | FEATURES AND BENEFITS
- 15-16 | RDE6500E/ RDE6500Ei/ RDE6500E3/ RDE6500Ei3
- 17-18 | RDE6500T/ RDE6500Ti/ RDE6500T3/ RDE6500Ti3
- 19-21 | FEATURES AND BENEFITS/RDE7000STA/ RDE7000STA3/
RDE8500STA/ RDE8500STA3
- 22-23 | FEATURES AND BENEFITS/RDE15000EA/ 15000EA3
- 24-26 | FEATURES AND BENEFITS/RDE12STA/ RDE12STAi/ RDE12STA3/ RDE12STAi3
- 27-28 | FEATURES AND BENEFITS/RGE2500X/ RGE2500E/ RGE6500E/ RGE6500E3

RDE SERIES

SUPER SILENT GENERATOR

- 29-30 | FEATURES AND BENEFITS/RDE11SS/RDE16SS/RDE13SS3/RDE20SS3
- 31-32 | RDE20SS/ RDE26SS/ RDE25SS3/ RDE32SS3

RDP SERIES

WATER PUMP

- 33-34 | FEATURES AND BENEFITS/ RDP20/ RDP30/ RDP40
- 35-36 | FEATURES AND BENEFITS/ RDP20T/ RDP30T/ RDP40T



Diesel Engine

Engine series



More simple, reliable and technological

Based on years of production and sales experience, the core concept of DEHRAY is to solve power problems for clients with advanced technology. In the perspective of users, the products of DEHRAY are characterized by low fuel consumption and low maintenance cost. From the first day you choose us, we promise to provide you with reliable products, efficient communication. We sincerely invite your attention and feedback.

FEATURES AND BENEFITS

Unique transmission system

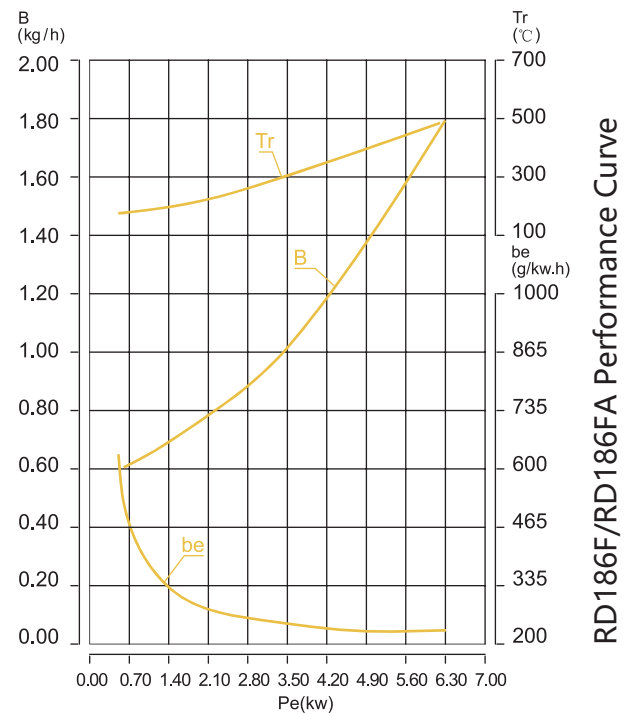
The new generation of DEHRAY portable diesel engine adopts well-designed gear transmission mechanism, which can greatly reduce vibration and noise.

Perfect injection technology

DEHRAY independently developed precise injection system, ensure efficient fuel injection. High precision injection pump and direct injection system make fuel consumption reach the ideal level. Good air intake and sufficient combustion make its emission lower to meet EPA standard.

Advanced noise reduction design

The efficient muffler reduces the exhaust noise significantly. Large air filters minimize intake noise. The engine noise is further reduced by the high strength cylinder block, cylinder head cover and the reasonable timing structure of intake and exhaust valves.



Single Cylinder Diesel Engine

Diesel Engine		RD170F	RD178F
Type		Single-cylinder, vertical, air-cooled, four-stroke, direct injection	Single-cylinder, vertical, air-cooled, four-stroke, direct injection
Bore× Stroke (mm)		70×55	78×62
Displacement	L	0.211	0.296
Compression ratio		20	20
Rated power/Rated speed	kW/r/min	2.5/3000 2.8/3600	3.68/3000 4/3600
The lowest speed at zero load	r/min	≤1300	≤1300
Lubricating system		Pressure splashed	Pressure splashed
Starting system		Recoil starter or Electric starter	Recoil starter or Electric starter
Rotation direction (face to the output axle)		Anticlockwise	Anticlockwise
Fuel tank capacity	L	2.5	3.5
Fuel consumption	(g/kW.h)/r/min	280.2/3000 288.3/3600	276.1/3000 285.6/3600
Lube oil type		CD grade or SAE 10W-30, 15W-40	CD grade or SAE 10W-30, 15W-40
Lube oil capacity	L	0.75	1.1
Starting Motor Capacity	V, kW	12V 0.8kW	12V 0.8kW
Charging Generator Capacity	V, A	12V 3A	12V 3A
Accumulator Capacity	V, Ah	12V 24Ah-36Ah	12V 24Ah-36Ah
Overall dimension(L×W×H)	mm	335×380×415	385X420X450
Dry weight	kg	≤27	≤33



Single-Cylinder Diesel Engine

Diesel Engine		RD186F	RD186FA	RD192F/FE
Type		Single-cylinder, vertical, air-cooled, four-stroke, direct injection	Single-cylinder, vertical, air-cooled, four-stroke, direct injection	Single-cylinder, vertical, air-cooled, four-stroke, direct injection
Bore× Stroke (mm)		86×70	86×72	92×75
Displacement	L	0.406	0.418	0.499
Compression ratio		19	19	19.5
Rated power/Rated speed	kW/r/min	5.70/3000 6.3/3600	5.70/3000 6.3/3600	7.60/3000 8.6/3600
The lowest speed at zero load	r/min	≤1300	≤1300	≤1300
Lubricating system		Pressure splashed	Pressure splashed	Pressure splashed
Starting system		Recoil starter or Electric starter	Recoil starter or Electric starter	Recoil starter or Electric starter
Rotation direction (face to the output axle)		Anticlockwise	Anticlockwise	Anticlockwise
Fuel tank capacity	L	5.5	5.5	5.5
Fuel consumption	(g/kW.h)/r/min	275.1/3000 281.5/3600	275.1/3000 281.5/3600	260/3000 270/3600
Lube oil type		CD grade or SAE 10W-30, 15W-40	CD grade or SAE 10W-30, 15W-40	CD grade or SAE 10W-30, 15W-40
Lube oil capacity	L	1.65	1.65	1.65
Starting Motor Capacity	V, kW	12V 0.8kW	12V 0.8kW	12V 1.2kW
Charging Generator Capacity	V, A	12V 3A	12V 3A	12V 3A
Accumulator Capacity	V, Ah	Above 12V 36Ah	Above 12V 36Ah	Above 12V 36Ah
Overall dimension(L×W×H)	mm	420×440×495	420×440×495	420×440×495
Dry weight	kg	≤47	≤47	≤50



Two-Cylinder Diesel Engine

Diesel Engine		RD2V80	RD292F	RD376
Type		V-twin, water-cooled, four-stroke,swirl chamber	V-twin, air-cooled, four-stroke	Three-cylinder,in-lined,water-cooled, four-stroke,swirl chamber
Bore× Stroke (mm)		80×79	92×75	76×77
Displacement	L	0.794	0.997	1.048
Compression ratio		23	19	21.5
Rated power/Rated speed	kW/r/min	12.5/3000 14.5/3600	14/3000 15/3600	15.3/3000 17.5/3600
Lowest rotation speed at zero load	r/min	≤900	≤1000	≤1000
Lubricating system		Pressure splashed	Pressure splashed	Pressure splashed
Starting system		Electric starter	Electric starter	Electric starter
Rotation direction (face to the output axle)		Anticlockwise	Anticlockwise	Anticlockwise
Fuel type		0#,-10#,-20# diesel	0#,-10#,-20# diesel	0#,-10#,-20# diesel
Fuel consumption	(g/kW.h)/r/min	285/3000, 297/3600	260/3000 277/3600	280/3000 295/3600
Lube oil type		CD grade or SAE 10W-30, 15W-40	CD grade or SAE 10W-30, 15W-40	CD grade or SAE 10W-30, 15W-40
Lube oil capacity	L	2.27	2.75	4.8
Starting Motor Capacity	V, kW	12V 1.4kW	12V 1.4kW	12V 1.4kW
Charging Generator Capacity	V, A	12V 20A	12V 20A	14V 20A
Battery capacity	V, Ah	12V 60Ah	12V 60Ah	12V 60Ah
Overall dimension(L×W×H)	mm	616×486×528	485×460×580	558×481×587
Dry weight	kg	57.5	85	110



Inverter Generator

Gasoline generator series



Silent, light and easy to use-as long as you need,

DEHRAY Inverter generator can offer portable outdoor power whenever and wherever possible. Pure sinewave power generated from inverter technology can be used on all kinds of precise equipment.



FEATURES AND BENEFITS

Green power system

The DEHRAY inverter generator is among the most environmental friendly class of generators in the marketplace.

Lightweight portable

The alternator is directly connected to the engine, eliminating weight of the flywheel.

Certification

DEHRAY inverter gensets have received EPA, CE, CARB, CETL and PSE certification.

Unique structure utilizing the latest technology

The generator is cooled by a patented air intake system. The digital throttle power management system, the sound attenuated structure and inverter style output, all combine to produce state of the art portable power.

Quality power

DEHRAY applies inverter technology to produce pure sinewave AC output.

A wide range of benefits

In addition to clean, quiet, and efficient power, DEHRAY offers superior overload and low oil level protection to all inverter generators.





Best choice of DEHRAY inverter generator sets for portable powers.

DEHRAY variable-frequency generator, the compact and small generator, can offer clean and quiet portable power source and is the perfect partner of RV or camping. An inverter generator can bring infinite convenience to your family or outdoor activities. Pure sinewave generator can be used for sensitive electronic equipments.

Features&benefits

Lighter, smaller size

DEHRAY engineers use inverter technology to integrate parts from the engine and the generator. For example, the alternator on our RIG Series generators is combined with the engine without flywheel.

High quality power output

The precision of DEHRAY inverter technology ensures its power is close to "utility power" more than any other generator design. Our inverter generators produce power as reliable as the power you get from your outlets at home.

Higher fuel efficiency

Digital throttle allows the generator's engine to automatically adjust the engine speed to produce only the power needed for the application in use. Digital throttle greatly reduces fuel consumption and exhaust emissions.

Quiet operation

DEHRAY inverter generators are substantially quieter than traditional models.

Digital throttle also reduces the noise level on our inverter generators.

Special sound dampening materials and quiet durable engines also help to make our inverter generators incredibly quiet.

Parallel capability

The RIG Series generators can be paired with another unit of the same power to double your power capacity. Paralleling capability allows you to use two smaller, lighter generators to do the work of a much larger generator-without sacrificing portability.



Inverter Generator Sets

Generating set		RIG1000		RIG2000		RIG2600	
Rated frequency	Hz	50	60	50	60	50	60
Rated power	kVA	0.9		1.8		2.3	
Max. power	kVA	1.0		2.0		2.6	
Rated voltage	V	230	120/240	230	120/240	230	120/240
Rated current	A	3.9	7.5/3.8	7.8	15/7.5	10	19.7/9.5
Rated rotation speed	r/min	5500		5000		3600	
DC output		12V-5.0A		12V-5.0A		12V-5.0A	
Power factor	COSΦ	1		1		1	
Phase number		Single phase		Single phase		Single phase	
Engine							
Engine type		RG144F		RG160F		RG165F	
Structure type		Single cylinder, 4-stroke, air cooled, overhead valve		Single cylinder, 4-stroke, air cooled, overhead camshaft		Single cylinder, 4-stroke, air cooled, overhead valve	
Bore×stroke	mm	43.5×35.8		60×40		65×45	
Displacement	L	0.053		0.113		0.149	
Compression ratio		7.6 : 1		9.1 : 1		8.5 : 1	
Rated power	kW/(r/min)	1.35/5500		2.3/5000		3.2/3600	
Lube oil brand		AboveSF SAE 10W-30, 15W-40		AboveSF SAE 10W-30, 15W-40		AboveSF SAE 10W-30, 15W-40	
Lube capacity	L	0.2		0.4		0.5	
Ignition system		T.C.I		T.C.I		T.C.I	
Spark plug		NGK CR7HSA		NGK CR7HSA		TORCH F7RTC	
Starting system		Recoil starter		Recoil starter		Recoil starter	
Fuel type		Vehicle lead-free petrol		Vehicle lead-free petrol		Vehicle lead-free petrol	
Lowest fuel consumption(g/KW.h)	g/kW.h	420		420		395	
Genset							
Fuel consumption	g/kW.h	550		550		500	
Fuel tank capacity	L	3		4.4		5.0	
Continuous running time(hr)(rated output)	h	4.4		3.3		3.1	
Noise(unload-full load)	dB(A)/7m	62 - 67		64 - 69		64 - 69	
Overall dimensions	mm	460×260×395		530×290×430		565×320×465	
Net weight	kg	13.7		23		26	
Structure type		Portable, silent		Portable, silent		Portable, silent	



Inverter Generator Sets

Generating set		RIG3500		RIG7000	
Rated frequency	Hz	50	60	50	60
Prime power	kVA	3.0		6.0	
Standby power	kVA	3.5		7.0	
Rated voltage	V	230	120/240	230	120/240
Rated current	A	13	25/12.5	26.0	50/25
Rated rotation speed	r/min	3600		3600	
DC output		12V-5.0A		12V-5.0A	
Power factor	COSΦ	1		1	
Phase number		Single phase		Single phase	
Engine					
Engine type		RG170F		RG190F	
Structure type		Single-cylinder, 4 stroke,air cooled, overhead valve		Single-cylinder, 4 stroke,air cooled, overhead valve	
Bore×stroke	mm	70×55		90×66	
Displacement	L	0.212		0.42	
Compression ratio		8.5 : 1		8.5 : 1	
Rated power	kW/(r/min)	4.5/3600		9.0/3600	
Lube capacity	L	0.6		1.45	
Ignition system		T.C.I		T.C.I	
Spark plug		TORCH F7RTC		TORCH F7RTC	
Starting system		Recoil starter,electric system		Electric system	
Battery capacity		12V - 9Ah		12V - 11Ah	
Fuel type		Vehicle lead-free petrol		Vehicle lead-free petrol	
Lowest fuel consumption(g/KW.h)	g/kW.h	395		395	
Genset					
Fuel consumption	g/kW.h	500		500	
Fuel tank capacity	L	13		22	
Continuous running time(hr)(rated output)	h	6.3		6	
Noise(unload-full load)	dB(A)/7m	60-65		60-65	
Overall dimensions	mm	645×430×520		800×495×650	
Net weight	kg	45		90	
Structure type		Silent		silent	



Inverter Generator

Diesel generator series



Lightweight design ,
excellent fuel-saving performance

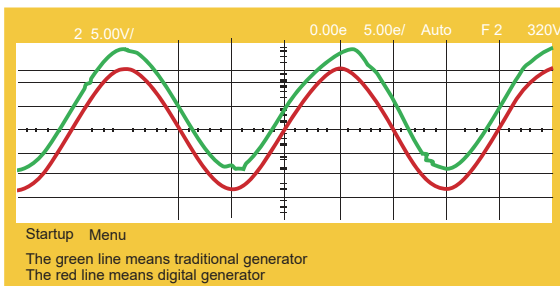
Based on experience in developing inverter products, RID6000 and RID8000, the new generation of diesel digital generator, has been proudly released from DEHRAY with the following excellent features and benefits.



FEATURES AND BENEFITS

High Quality Power Supply

High quality pure sine wave electrical output is perfect for sensitive equipment like computers, TV sets and microprocessor controlled appliances and also suitable as a residential standby generator.



Transportability

One-point lifting eye makes it easy to transport. Special forklift openings are provided in the base of the machine.

Quiet

Low noise design is optimized for efficiency resulting in a clean digital generator.

Complete Protection

Low oil pressure, high coolant temperature, over and under voltage, short circuit, and incorrect battery connection these protections are integrated into each set to ensure long, safe, and reliable operation.

Compact Structure

The design is a compact structure resulting in small size, light weight, quiet and high engine efficiency. The diesel inverter generator is low profile allows it to fit in more spaces.

Energy-saving

DEHRAY applies an "Intelligent Energy Saving Mode" which will adjust engine speed according to the load requirement. It will reduce fuel consumption by up to 25%.

Easy One-Side Maintenance

All maintenance locations can be accessed from a single, large access panel on the side of the generator: oil gauge, oil filter, oil fill , fuel filter, water tank, air cleaner. Engine oil and coolant drain extensions are included to help with regularly scheduled fluid changes.



Inverter Generator Sets

Generating set		RID6000		RID8000	
Rated frequency	Hz	50	60	50	60
Prime power	kVA	5.0		6.5	
Standby power	kVA	5.5		7.2	
Rated voltage	V	115/230	120/240	230	120/240
Rated current	A	43.5/21.7	41.7/20.8	23.9	45.8/22.9
Rated rotation speed	r/min	1700-3000		1700-3000	
DC output		12V-5.0A		12V-5.0A	
Power factor	COSΦ	1		1	
Phase number		Single phase		Single phase	
Engine					
Engine type		RD186FGETi		RD192FGETi	
Structure type		Single-cylinder, vertical, air-cooled, four-stroke, direct injection		Single-cylinder, vertical, air-cooled, four-stroke, direct injection	
Bore×stroke	mm	86×72		88×86	
Displacement	L	0.418		0.499	
Compression ratio		19 : 1		19.5 : 1	
Rated power	kW/(r/min)	6.3/3600		8.6/3600	
Lube capacity	L	1.65		1.65	
Ignition system		T.C.I		T.C.I	
Spark plug		F7RTC		F7RTC	
Starting system		Electric system		Electric system	
Battery capacity		12V - 36Ah		12V - 36Ah	
Fuel type		Diesel : 0# (summer), -10# (winter), -35# (chillness)		Diesel : 0# (summer), -10# (winter), -35# (chillness)	
Lowest fuel consumption(g/KW.h)	g/kW.h	281.5		270	
Genset					
Fuel consumption	g/kW.h	≤340		≤340	
Fuel tank capacity	L	14.5		14.5	
Continuous running time(hr)(rated output)	h	6		6	
Noise(unload-full load)	dB(A)/7m	62-69		65-72	
Overall dimensions	mm	875×530×750		934×564×750	
Net weight	kg	168		189	
Structure type		Silent		silent	



General Generator

Diesel generator series



Stronger Power

If you need a generator with high performance to be used near construction sites, farms or houses, DEHRAY general generator will be the best choice.

FEATURES AND BENEFITS

DEHRAY always develops products from the customers' point of view. For easy operation, DEHRAY generator set is available with an easy-to-use digital control panel and automatic transfer switch. The new series of generator sets have the following characteristics.

Digital control panel can be used for dual voltage, single - phase and three - phase generator sets. When the mains power is off, DEHRAY automatic transfer switch will sense the power failure and start the generator set immediately. Once the mains power is restored, the ATS (automatic transfer switch) will switch from the generator power supply to the mains power supply and stop the generator set.

The digital control panel can set the start-up time and period to enable the generator to start up and run automatically on a regular basis to ensure that it is always in the best standby mode.

Automatic transfer switch can be designed either as integrated in the unit or independent external, flexible and convenient.

Output the power you need

Strong, flexible, general, reliable and durable. You can find the most suitable generator here.



Quieter operation, bigger power

High-efficient combustion system ensures sufficient combustion; muffler reduces exhaust noise greatly; engine noise is isolated in double structure and absorbed by special lining.

Wide application and wide range capacity can meet all requirements of clients.

Control panel

All operation functions of the generator set are on the control panel, with a digital readable display showing operation time, output voltage and current. Breakers can protect generator set from overload damage.



Intelligent AVR

Intelligent Automatic Voltage Regulator (i-AVR) is a microprocessor controller.


i-AVR adjustments are driven off the PMG generator versus a sensor winding in traditional AVR systems.

It can also communicate with your computer with a UART-RS232 interface. This allows the generators data: including voltage, current, and battery voltage to be seen from computer.



FEATURES AND BENEFITS

- Microprocessor, better integration and reliability.
- Parameter monitoring: voltage, current, frequency, output power, running hours, excitation voltage and excitation current output.
- Soft start function.
- Over excitation limiting protection (OEL).
- Protections: genset over voltage, AVR over voltage, low frequency, over current.
- Parameter regulation (voltage/frequency).
- Over load protection.
- Real time monitoring: generator voltage, excitation voltage & secondary winding voltage.
- Protections: over output voltage, high/low frequency, i-AVR over heating.
- All parameters can be regulated through digital adjustment.



Diesel Generator Sets

Generator set		RDE6500E		RDE6500Ei	
Rated frequency	Hz	50	60	50	60
Rated power	kVA	4.5	5.0	4.5	5.0
Max. power	kVA	5.0	5.5	5.0	5.5
Rated voltage	V	115/230	120/240	115/230	120/240
Rated current	A	39.1/19.6	41.7/20.8	39.1/19.6	41.7/20.8
Rated rotation speed	r/min	3000	3600	3000	3600
Generator					
Pole No.		2		2	
Phase number		Single phase		Single phase	
Excitation mode		Self-excitation and constant voltage(with AVR)		Self-excitation and constant voltage(with i-AVR)	
Power factor	COSΦ	1.0		1.0	
Insulation grade		F		F	
Engine					
Engine type		RD186FAG		RD186FAG	
Structure type		Single-cylinder, vertical, 4-stroke, air-cooled, direct-injected		Single-cylinder, vertical, 4-stroke, air-cooled, direct-injected	
Bore x stroke	mm	86×72		86×72	
Displacement	L	0.418		0.418	
Compression ratio		19 : 1		19 : 1	
Rated power	kW	5.7	6.3	5.7	6.3
Lubrication system		Pressure splashed		Pressure splashed	
Lube oil brand		Above CD or SAE 10W-30, 15W-40		Above CD or SAE 10W-30, 15W-40	
Lube capacity	L	1.65		1.65	
Starting system		12V Electric starter		12V Electric starter	
Charging generator capacity	V-Ah	12V 36Ah		12V 36Ah	
Fuel consumption ratio	g/kW.h	260.8	265.7	260.8	265.7
Fuel type		Diesel : 0# (summer), -10# (winter), -35# (chillness)		Diesel : 0# (summer), -10# (winter), -35# (chillness)	
Genset					
Panel type		General panel		General panel	
Output	Receptacle	2-Single phase		2-Single phase	
	Connection pole	without		without	
Nosie level(7m)	dB(A)	78		78	
Fue tank capacity	L	13.5		13.5	
Overall dimensions	mm	720×492×655		720×492×655	
Net weight	kg	100		100	



Diesel Generator Sets

Generator set		RDE6500E3		RDE6500Ei3	
Rated frequency	Hz	50	60	50	60
Rated power	kVA	5.5	6.3	5.5	6.3
Max. power	kVA	6.0	7.0	6.0	7.0
Rated voltage	V	400/230	416/240	400/230	416/240
Rated current	A	7.9	8.7	7.9	8.7
Rated rotation speed	r/min	3000	3600	3000	3600
Generator					
Pole No.		2		2	
Phase number		Three phase		Three phase	
Excitation mode		Self-exciation and constant voltage(with AVR)		Self-exciation and constant voltage(with i-AVR)	
Power factor	COSΦ	0.8(lag)		0.8(lag)	
Insulation grade		F		F	
Engine					
Engine type		RD186FAG		RD186FAG	
Structure type		Single-cylinder, vertical, 4-stroke, air-cooled, direct-injected		Single-cylinder, vertical, 4-stroke, air-cooled, direct-injected	
Bore x stroke	mm	86×72		86×72	
Displacement	L	0.418		0.418	
Compression ratio		19 : 1		19 : 1	
Rated power	kW	5.7	6.3	5.7	6.3
Lubrication system		Pressure splashed		Pressure splashed	
Lube oil brand		Above CD or SAE 10W-30, 15W-40		Above CD or SAE 10W-30, 15W-40	
Lube capacity	L	1.65		1.65	
Starting system		12V Electric starter		12V Electric starter	
Charging generator capacity	V-Ah	12V 36Ah		12V 36Ah	
Fuel consumption ratio	g/kW.h	260.8	265.7	260.8	265.7
Fuel type		Diesel : 0# (summer), -10# (winter), -35# (chillness)		Diesel : 0# (summer), -10# (winter), -35# (chillness)	
Genset					
Panel type		General panel		General panel	
Output	Receptacle	1-Single phase,1-three phase		1-Single phase,1-three phase	
	Connection pole	without		without	
Nosie level(7m)	dB(A)	78		78	
Fue tank capacity	L	13.5		13.5	
Overall dimensions	mm	720×492×655		720×492×655	
Net weight	kg	100		100	



Diesel Generator Sets

Generator set		RDE6500T		RDE6500Ti	
Rated frequency	Hz	50	60	50	60
Rated power	kVA	4.5	5.0	4.5	5.0
Max. power	kVA	5.0	5.5	5.0	5.5
Rated voltage	V	115/230	120/240	115/230	120/240
Rated current	A	39.1/19.6	41.7/20.8	39.1/19.6	41.7/20.8
Rated rotation speed	r/min	3000	3600	3000	3600
Generator					
Pole No.		2		2	
Phase number		Single phase		Single phase	
Excitation mode		Self-exciation and constant voltage(with AVR)		Self-exciation and constant voltage(with i-AVR)	
Power factor	COSΦ	1.0		1.0	
Insulation grade		F		F	
Engine					
Engine type		RD186FAGET		RD186FAGET	
Structure type		Single-cylinder, vertical, 4-stroke, air-cooled, direct-injected		Single-cylinder, vertical, 4-stroke, air-cooled, direct-injected	
Bore x stroke	mm	86×72		86×72	
Displacement	L	0.418		0.418	
Compression ratio		19 : 1		19 : 1	
Rated power	kW	5.7	6.3	5.7	6.3
Lubrication system		Pressure splashed		Pressure splashed	
Lube oil brand		Above CD or SAE 10W-30, 15W-40		Above CD or SAE 10W-30, 15W-40	
Lube capacity	L	1.65		1.65	
Starting system		12V Electric starter		12V Electric starter	
Charging generator capacity	V-Ah	12V 36Ah		12V 36Ah	
Fuel consumption ratio	g/kW.h	260.8	265.7	260.8	265.7
Fuel type		Diesel : 0# (summer), -10# (winter), -35# (chillness)		Diesel : 0# (summer), -10# (winter), -35# (chillness)	
Genset					
Panel type		General panel		General panel	
Output	Receptacle	2-Single phase		2-Single phase	
	Connection pole	without		without	
Nosie level(7m)	dB(A)	72		72	
Fue tank capacity	L	15		15	
Overall dimensions	mm	910×530×740		910×530×740	
Net weight	kg	145		145	



Diesel Generator Sets

Generator set		RDE6500T3		RDE6500Ti3	
Rated frequency	Hz	50	60	50	60
Rated power	kVA	5.5	6.3	5.5	6.3
Max. power	kVA	6.0	7.0	6.0	7.0
Rated voltage	V	400/230	416/240	400/230	416/240
Rated current	A	7.9	8.7	7.9	8.7
Rated rotation speed	r/min	3000	3600	3000	3600
Generator					
Pole No.		2		2	
Phase number		Three phase		Three phase	
Excitation mode		Self-exciation and constant voltage((with AVR)		Self-exciation and constant voltage((with i-AVR)	
Power factor	COSΦ	0.8(lag)		0.8(lag)	
Insulation grade		F		F	
Engine					
Engine type		RD186FAGET		RD186FAGET	
Structure type		Single-cylinder, vertical, 4-stroke, air-cooled, direct-injected		Single-cylinder, vertical, 4-stroke, air-cooled, direct-injected	
Bore x stroke	mm	86×72		86×72	
Displacement	L	0.418		0.418	
Compression ratio		19 : 1		19 : 1	
Rated power	kW	5.7	6.3	5.7	6.3
Lubrication system		Pressure splashed		Pressure splashed	
Lube oil brand		Above CD or SAE 10W-30, 15W-40		Above CD or SAE 10W-30, 15W-40	
Lube capacity	L	1.65		1.65	
Starting system		12V Electric starter		12V Electric starter	
Charging generator capacity	V-Ah	12V 36Ah		12V 36Ah	
Fuel consumption ratio	g/kW.h	260.8	265.7	260.8	265.7
Fuel type		Diesel : 0# (summer), -10# (winter), -35# (chillness)		Diesel : 0# (summer), -10# (winter), -35# (chillness)	
Genset					
Panel type		General panel		General panel	
Output	Receptacle	1-Single phase,1-three phase		1-Single phase,1-three phase	
	Connection pole	without		without	
Nosie level(7m)	dB(A)	72		72	
Fue tank capacity	L	15		15	
Overall dimensions	mm	910×530×740		910×530×740	
Net weight	kg	148		148	



General Generator

Diesel generator series



DEHRAY HAS BROUGHT OUT A NEW SERIES OF GENERAL GENERATOR SETS.

Compared with traditional models, diesel general gensets have been greatly improved by technical break-through and innovation, which are featured by impressive noise reduction, easy transportation, higher power, easy maintenance, and so on.

FEATURES AND BENEFITS

Stronger power

DEHRAY's newly-developed single engine can be introduced with excellent low speed torque to the structure of gensets, not adding the overall dimension of the gensets; The alternator enhances the generating efficiency.

More convenient maintenance

AVR, air filter and fuel filter are all designed with individual access panels, so that component replacement can be done without dismounting the genset cabinet.

Remarkable noise reduction

Thanks to persistent research and development of DEHRAY's technical departments, gensets' noise level at no load is decreased to only 65dB (A)/m, which has already been impressive progress for noise reduction.

Digital controller

Digital controller can make RS232 serial communication with the master machine, realizing starting and stopping gensets and displaying real-time running data through the master machine.



Diesel Generator Sets

Generator set		RDE7000STA		RDE7000STA3	
Rated frequency	Hz	50	60	50	60
Rated power	kVA	4.2	4.6	5.25	5.75
Max. power	kVA	4.6	5.0	5.75	6.25
Rated voltage	V	115/230	120/240	400/230	416/240
Rated current	A	36.5/18.3	38.3/19.2	7.6	8.0
Rated rotation speed	r/min	3000	3600	3000	3600
Generator					
Pole No.		2		2	
Phase number		Single phase		Three phase	
Excitation mode		Self-exciation and constant voltage(with AVR)		Self-exciation and constant voltage(with AVR)	
Power factor	COSΦ	1.0		0.8(lag)	
Insulation grade		B		B	
Engine					
Engine type		RD186FAGET-1		RD186FAGET-1	
Structure type		Single-cylinder, vertical, 4-stroke, air-cooled, direct-injected		Single-cylinder, vertical, 4-stroke, air-cooled, direct-injected	
Bore x stroke	mm	86×72		86×72	
Displacement	L	0.418		0.418	
Compression ratio		19 : 1		19 : 1	
Rated power	kW	5.7	6.3	5.7	6.3
Lubrication system		Pressure splashed		Pressure splashed	
Lube oil brand		Above CD or SAE 10W-30, 15W-40		Above CD or SAE 10W-30, 15W-40	
Lube capacity	L	1.65		1.65	
Starting system		12V Electric starter		12V Electric starter	
Charging generator capacity	V-Ah	12V 36Ah		12V 36Ah	
Fuel consumption ratio	g/kW.h	260.8	265.7	260.8	265.7
Fuel type		Diesel : 0# (summer), -10# (winter), -35# (chillness)		Diesel : 0# (summer), -10# (winter), -35# (chillness)	
Genset					
Panel type		Smartgen		Smartgen	
Output	Receptacle	2-Single phase		2-Single phase	
	Connection pole	without		without	
Nosie level(7m)	dB(A)	66		66	
Fue tank capacity	L	15		15	
Overall dimensions	mm	870×645×710		870×645×710	
Net weight	kg	175		175	



Diesel Generator Sets

Generator set		RDE8500STA		RDE8500STA3	
Rated frequency	Hz	50	60	50	60
Rated power	kVA	5.6	6.2	7	7.7
Max. power	kVA	6.2	6.8	7.7	8.5
Rated voltage	V	115/230	120/240	400/230	416/240
Rated current	A	48.7/24.3	51.7/25.8	10.1	10.7
Rated rotation speed	r/min	3000	3600	3000	3600
Generator					
Pole No.		2		2	
Phase number		Single phase		Three phase	
Excitation mode		Self-exciation and constant voltage(with AVR)		Self-exciation and constant voltage(with AVR)	
Power factor	COSΦ	1.0		0.8(lag)	
Insulation grade		B		B	
Engine					
Engine type		RD192FGET-1		RD192FGET-1	
Structure type		Single-cylinder, vertical, air-cooled, four-stroke, direct injection		Single-cylinder, vertical, air-cooled, four-stroke, direct injection	
Bore x stroke	mm	92×75		92×75	
Displacement	L	0.499		0.499	
Compression ratio		19.5 : 1		19.5 : 1	
Rated power	kW	7.6	8.6	7.6	8.6
Lubrication system		Pressure splashed		Pressure splashed	
Lube oil brand		Above CD or SAE 10W-30, 15W-40		Above CD or SAE 10W-30, 15W-40	
Lube capacity	L	1.65		1.65	
Starting system		12V Electric starter		12V Electric starter	
Charging generator capacity	V-Ah	12V 36Ah		12V 36Ah	
Fuel consumption ratio	g/kW.h	260	270	260	270
Fuel type		Diesel : 0# (summer), -10# (winter), -35# (chillness)		Diesel : 0# (summer), -10# (winter), -35# (chillness)	
Genset					
Panel type		Smartgen		Smartgen	
Output	Receptacle	2-Single phase		2-Single phase	
	Connection pole	without		without	
Nosie level(7m)	dB(A)	66		66	
Fue tank capacity	L	15		15	
Overall dimensions	mm	870×645×710		870×645×710	
Net weight	kg	185		185	



General Generator

Diesel generator series



DELIVERING THE POWER YOU NEED

Powerful, flexible, versatile, reliable, durable; DEHRAY generators have it covered on every level.



FEATURES AND BENEFITS

Quieter and more powerful

A high efficiency combustion system ensures complete combustion. A large silencer dampens exhaust noise and engine sounds are contained in a double-walled structure and absorbed by a special liner.

Easily portable

An open frame configuration means it's easy to handle and store when not in use.



Wide application

Various models are available to meet all customers' requirements.

Control panel

All operating functions of the generator sets are on the panel. A digital readout displays operating parameters in real time such as output voltage and amperage. Circuit breakers protect the generator from overloads.



Diesel Generator Sets

Generator set		RDE15000EA		RDE15000EA3	
Rated frequency	Hz	50	60	50	60
Rated power	kVA	9.0	10	11.25	12.5
Max. power	kVA	10	11	12.5	13.75
Rated voltage	V	115/230	120/240	400/230	416/240
Rated current	A	78.2/39	83.3/41.6	16.3	17.4
Rated rotation speed	r/min	3000	3600	3000	3600
Generator					
Pole No.		2		2	
Phase number		Single phase		Three phase	
Excitation mode		Self-exciation and constant voltage(with AVR)		Self-exciation and constant voltage(with AVR)	
Power factor	COSΦ	1.0		0.8(lag)	
Insulation grade		B		B	
Engine					
Engine type		WS2V88A		WS2V88A	
Structure type		V-twin, four stroke, direct injection, air cooling		V-twin, four stroke, direct injection, air cooling	
Bore x stroke	mm	88×72		88×72	
Displacement	L	0.87		0.87	
Compression ratio		19 : 1		19 : 1	
Rated power	kW	13	14	13	14
Lubrication system		Pressure splashed		Pressure splashed	
Lube oil brand		Above CD or SAE 10W-30, 15W-40		Above CD or SAE 10W-30, 15W-40	
Lube capacity	L	2.3		2.3	
Starting system		12V Electric starter		12V Electric starter	
Charging generator capacity	V-Ah	12V 36Ah		12V 36Ah	
Fuel consumption ratio	g/kW.h	270	280	270	280
Fuel type		Diesel : 0# (summer), -10# (winter), -35# (chillness)		Diesel : 0# (summer), -10# (winter), -35# (chillness)	
Genset					
Panel type		Smartgen		Smartgen	
Output	Receptacle	2-Single phase		1-Single phase,1-three phase	
	Connection pole	with		with	
Nosie level(7m)	dB(A)	85		85	
Fue tank capacity	L	25		25	
Overall dimensions	mm	930×600×650		930×600×650	
Net weight	kg	185		185	



General Generator

Diesel generator series



DEHRAY RD12 SERIES HAS THE SUPPORT OF WORKING PROFESSIONALS EVERYWHERE.

This diesel powered generator line is produced in three versions to accommodate the most common applications. All offer great durability, low vibration, quiet operation, and recoil or convenient electric starting.

FEATURES AND BENEFITS

Robust and durable

Compact, robust and resilient structures ensure long unit life and quiet operation. Thicker paint treatments resist the wear and tear caused by extreme environmental conditions.

Cleaner, safer and quieter

All DEHRAY generators meet or exceed relevant standards for noise and emissions regulations.

Designed to be easily transported

A compact design makes it easy to fit into tight confines and still provide optimum performance.

Easy to use

The control panel is simple and easy to operate. Built in monitoring of the unit's performance provides a high level of information on the generator's status.



Designed for simple serviceability

Large service doors provide easy access to preventive maintenance and service checks.



Diesel Generator Sets

Generator set		RDE12STA		RDE12STAI	
Rated frequency	Hz	50	60	50	60
Rated power	kVA	8.5	9.0	8.5	9.0
Max. power	kVA	9.5	10	9.5	10
Rated voltage	V	115/230	120/240	115/230	120/240
Rated current	A	73.9/37	75/37.5	73.9/37	75/37.5
Rated rotation speed	r/min	3000	3600	3000	3600
Generator					
Pole No.		2		2	
Phase number		Single phase		Single phase	
Excitation mode		Self-exciation and constant voltage(with AVR)		Self-exciation and constant voltage(with i-AVR)	
Power factor	COSΦ	1.0		1.0	
Insulation grade		B		B	
Engine					
Engine type		RD2V80G		RD2V80G	
Structure type		V-twin, 4-stroke, water-cooled		V-twin, 4-stroke, water-cooled	
Bore x stroke	mm	80×79		80×79	
Displacement	L	0.794		0.794	
Compression ratio		23:1		23:1	
Rated power	kW	12.5	14.5	12.5	14.5
Lubrication system		Pressure splashed		Pressure splashed	
Lube oil brand		Above CD or SAE 10W-30, 15W-40		Above CD or SAE 10W-30, 15W-40	
Lube capacity	L	2.27		2.27	
Starting system		12V Electric starter		12V Electric starter	
Charging generator capacity	V-Ah	12V 36Ah		12V 36Ah	
Fuel consumption ratio	g/kW.h	285	297	285	297
Fuel type		Diesel : 0# (summer), -10# (winter), -35# (chillness)		Diesel : 0# (summer), -10# (winter), -35# (chillness)	
Genset					
Panel type		Smartgen		Smartgen	
Output	Receptacle	2-Single phase		2-Single phase	
	Connection pole	with		with	
Nosie level(7m)	dB(A)	72		72	
Fue tank capacity	L	26		26	
Overall dimensions	mm	1350×650×760		1350×650×760	
Net weight	kg	310		310	



Diesel Generator Sets

Generator set		RDE12STA3		RDE12STAi3	
Rated frequency	Hz	50	60	50	60
Rated power	kVA	10	11.5	10	11.5
Max. power	kVA	11	12.65	11	12.65
Rated voltage	V	400/230	416/240	400/230	416/240
Rated current	A	14.4	16	14.4	16
Rated rotation speed	r/min	3000	3600	3000	3600
Generator					
Pole No.		2		2	
Phase number		Three phase		Three phase	
Excitation mode		Self-exciation and constant voltage(with AVR)		Self-exciation and constant voltage(with i-AVR)	
Power factor	COSΦ	0.8(lag)		0.8(lag)	
Insulation grade		F		F	
Engine					
Engine type		RD2V80G		RD2V80G	
Structure type		V-twin, 4-stroke, water-cooled		V-twin, 4-stroke, water-cooled	
Bore x stroke	mm	80×79		80×79	
Displacement	L	0.794		0.794	
Compression ratio		23:1		23:1	
Rated power	kW	12.5	14.5	12.5	14.5
Lubrication system		Pressure splashed		Pressure splashed	
Lube oil brand		Above CD or SAE 10W-30, 15W-40		Above CD or SAE 10W-30, 15W-40	
Lube capacity	L	2.27		2.27	
Starting system		12V Electric starter		12V Electric starter	
Charging generator capacity	V-Ah	12V 36Ah		12V 36Ah	
Fuel consumption ratio	g/kW.h	285	297	285	297
Fuel type		Diesel : 0# (summer), -10# (winter), -35# (chillness) Diesel : 0# (summer), -10# (winter), -35# (chillness)			
Genset					
Panel type		Smartgen		Smartgen	
Output	Receptacle	2-Single phase		2-Single phase	
	Connection pole	with		with	
Nosie level(7m)	dB(A)	72		72	
Fue tank capacity	L	26		26	
Overall dimensions	mm	1350×650×760		1350×650×760	
Net weight	kg	310		310	



General Generator

Gasoline generator series



DEHRAY RGE SERIES GENERATORS ARE EVERYDAY WORKING MACHINES IN THE WORLD.

If you need a high value, rugged workhorse generator on the job, on the farm, or around the home site, DEHRAY has a RGE Series model perfect for your application.

FEATURES AND BENEFITS

More powerful

A high efficiency combustion system ensures complete combustion. A large muffler dampens exhaust noise and engine sounds are contained in a double-walled structure and absorbed by a special liner. Strong power with an easy start air cooled engine.

Delivering the power you need

Powerful, flexible, versatile, reliable, durable; DEHRAY Generators have it covered on every level.

Powerful engine

DEHRAY commercial-grade OHV engines which have high reliability, high fuel efficiency, high quality, low emissions and compact design.

Wide application

These gasoline generators are widely used for a diverse range of needs, such as an emergency power source in the event of a power failure, outdoor construction work, outdoor leisure activities and for disasters and other emergencies.

Control panel

The generator is operated efficiently from a control panel designed with the user in mind. Circuit breakers protect the generator from overloads.

Easily portable

An open frame configuration means it's easy to handle and store when not in use.



Gasoline Generator sets

Generating set		RGE2500X		RGE4000X		RGE6500E		RGE6500E3	
Rated frequency	Hz	50	60	50	60	50	60	50	60
Prime power	kVA	2	2.2	3	3.5	5	5.5	5.6	6.2
Standby power	kVA	2.2	2.4	3.3	4	5.5	6.5	6	7
Rated voltage	V	115/230	120/240	115/230	120/240	115/230	120/240	400/230	416/240
Rated current	A	17.4/8.7	18.3/9.2	26/13	29.2/14.6	43.5/21.7	45.8/22.9	8	8.6
Rated rotation speed	r/min	3000	3600	3000	3600	3000	3600	3000	3600
DC output		Connection pole output				Connection pole output			
Power factor	COSΦ	1		1		1		0.8 (lag)	
Phase number		Single phase		Single phase		Single phase		Three phase	
Engine									
Engine type		RG200G		RG280G		RG390GEX		RG390GEX	
Structure type		Single-cylinder, air-cooled, four-stroke, cylinder inclined, overhead valve				Single-cylinder, air-cooled, four-stroke, cylinder inclined, overhead valve			
Bore×stroke	mm	68x54		78x58		88x64		88x64	
Displacement	L	0.196		0.277		0.389		0.389	
Compression ratio		8.5 : 1		8.5 : 1		8.5 : 1		8.5 : 1	
Rated power	kW/(r/min)	3.6	4	5	5.5	7	7.7	7	7.7
Lube capacity	L	0.6		1.1		1.1		1.1	
Ignition system		T.C.I		T.C.I		T.C.I		T.C.I	
Lubrication system		Splash		Splash		Splash		Splash	
Starting system		Recoil starter		Recoil starter		Recoil starter or Electric starter			
Battery capacity		-		-		12V - 11Ah		12V - 11Ah	
Fuel type		Vehicle lead-free petrol		Vehicle lead-free petrol		Vehicle lead-free petrol		Vehicle lead-free petrol	
Lowest fuel consumption(g/KW.h)	g/kW.h	395		374		374		374	
Genset									
Fuel tank capacity	L	13.5		25		25		25	
Noise(unload-full load)	dB(A)/7m	66		69		74		74	
Overall dimensions	mm	590×430×430		675×520×540		675×520×540		675×520×540	
Net weight	kg	46		71		83		90	
Structure type		open frame		open frame		open frame		open frame	



Super Silent Generator

Diesel generator series

Clean, quiet, automatic backup power - just what your family needs to be safe and comfortable.

For the homeowner, backup power can mean the difference between staying put and moving out. With a DEHRAY commercial grade residential power system, a home standby generator or a residential emergency generator, you've got a potent ally on your side when the lights go out --- power for life without interruption.



FEATURES AND BENEFITS

Robust and durable

Compact, robust and flexible structures ensure long service life and quiet operation.

Thicker painting treatments stand the wear and tear in extreme environmental conditions.

Cleaner, safer and quieter

Waterproof canopy ensures protection against ingress of dust and water.

All DEHRAY generators meet or exceed relevant standards for noise and emission regulations.

Design for easy transportation

Lifting hook and forklift access are standard on all units. Compact structure minimize transportation costs.

Easy to use

Control panel is simple and easy to operate.

Built-in monitoring system ensures safe operation and basic parameter display.



Diesel Generator Sets

Generator set		RDE11SS		RDE16SS		RDE13SS3		RDE20SS3		
Generator set	Rated frequency	Hz	50	60	50	60	50	60	50	60
	Prime power	kVA	8.5	10.5	13	15.5	10.6	13.1	16.2	19.3
		kW	8.5	10.5	13	15.5	8.5	10.5	13	15.5
	Standby power	kVA	9.5	11.5	14	17	11.6	14.5	17.5	21.2
		kW	9.5	11.5	14	17	9.3	11.6	14	17
	Rated voltage	V	115/230	120/240	115/230	120/240	400/230	416/240	400/230	416/240
	Rated current	A	74/37	87.5/43.8	113/56.5	129.2/64.6	15.3	18.2	23.4	26.8
	Rated rotation speed	r/min	1500	1800	1500	1800	1500	1800	1500	1800
Control panel		Smartgen		Smartgen		Smartgen		Smartgen		
Generator	Generator type		FD1C1-4 (Single-phase)		FD1ES1-4 (Single-phase)		FD1C1-4 (Three-phase)		FD1ES1-4 (Three-phase)	
	Pole No.		4		4		4		4	
	Excitation mode		Brushless, self-excitation and constant voltage (with AVR)				Brushless, self-excitation and constant voltage (with AVR)			
	Power factor	COS ϕ	1.0		1.0		0.8(lag)		0.8(lag)	
	Insulation grade		H		H		H		H	
	Engine type		RD385D		RD485D		RD385D		RD485D	
	Structure type		3-cylinder, in-lined, 4-stroke, water-cooled		4-cylinder, in-lined, 4-stroke, water-cooled		3-cylinder, in-lined, 4-stroke, water-cooled		4-cylinder, in-lined, 4-stroke, water-cooled	
	Bore x stroke	mm	85×90		85×95		85×90		85×95	
	Displacement	L	1.532		2.156		1.532		2.156	
	Compression ratio		18:1		18:1		18:1		18:1	
	Rated power	kW	11	13	17	20	11	13	17	20
	Lubricating system		Pressure splashed		Pressure splashed		Pressure splashed		Pressure splashed	
	Lube oil brand		Above CD grade or SAE 10W-30,15W-40				Above CD grade or SAE 10W-30,15W-40			
	Fuel type		Diesel : 0# (summer), -10# (winter), -35# (chillness)				Diesel : 0# (summer), -10# (winter), -35# (chillness)			
	Engine	Engine fuel consumption	g/kW.h	255		248		255		248
Starting system			12V Electric starter		12V Electric starter		12V Electric starter		12V Electric starter	
Starting motor capacity			12V 3kW		12V 3kW		12V 3kW		12V 3kW	
Noise level(@7m)		dB(A)	51	53	51	53	51	53	60	62
Genset	Overall dimension	mm	1600×780×1050		1600×780×1050		1600×780×1050		1600×780×1050	
	Net weight	kg	685		720		685		720	



Diesel Generator Sets

Generator set		RDE20SS		RDE26SS		
Generator set	Rated frequency	Hz	50	60	50	60
	Prime power	kVA	18	20	24	26
		kW	18	20	24	26
	Standby power	kVA	20	24	26	28
		kW	20	24	26	28
	Rated voltage	V	115/230	120/240	115/230	120/240
	Rated current	A	156/78.2	166.7/83.3	208.7/104.4	216.7/108.3
	Rated rotation speed	r/min	1500	1800	1500	1800
Control panel		Smartgen		Smartgen		
Generator	Generator manufacturer		Xingnuo		Xingnuo	
	Generator type		XN184F	XN184G	XN184H	XN184H
	Pole No.		4		4	
	Excitation mode		Brushless, self-excitation and constant voltage (with AVR)		Brushless, self-excitation and constant voltage (with AVR)	
	Power factor	COSΦ	1.0		1.0	
	Insulation grade		H		H	
	Engine manufacturer		WEICHAI		WEICHAI	
	Engine type		WP2.3D25E200	WP2.3D30E201	WP2.3D33E200	WP2.3D36E201
Engine	Rated power	kW	23	27	30	33
	Structure type		4-cylinder,in-lined,4-stroke,water-cooled		4-cylinder,in-lined,4-stroke,water-cooled,turbocharger	
	Bore x stroke	mm	89×92		89×92	
	Displacement	L	2.289		2.289	
	Compression ratio		17.5:1		17.5:1	
	Lubricating system		Pressure splashed		Pressure splashed	
	Lube oil brand		Above CD grade or SAE 10W-30,15W-40		Above CD grade or SAE 10W-30,15W-40	
	Fuel type		Diesel : 0# (summer), -10# (winter), -35# (chillness)		Diesel : 0# (summer), -10# (winter), -35# (chillness)	
Genset	Engine fuel consumption	g/kW.h	224	210	212	210
	Starting system		12V Electric starter		12V Electric starter	
	Starting motor capacity		12V 3.5kW		12V 3.5kW	
	Noise level(@7m)	dB(A)	51	53	51	53
Overall dimension	mm	1930×950×1200		1930×950×1200		
Net weight	kg	985		1000		



Diesel Generator Sets

Generator set		RDE25SS3		RDE32SS3		
Generator set	Rated frequency	Hz	50	60	50	60
	Prime power	kVA	22.5	25	30	32.5
		kW	18	20	24	26
	Standby power	kVA	25	30	32.5	35
		kW	20	24	26	28
	Rated voltage	V	400/230	416/240	400/230	416/240
	Rated current	A	32.6	36.2	43.5	47.1
	Rated rotation speed	r/min	1500	1800	1500	1800
Control panel		Smartgen		Smartgen		
Generator	Generator manufacturer		Xingnuo		Xingnuo	
	Generator type		XN184E	XN184E	XN184G	XN184F
	Pole No.		4		4	
	Excitation mode		Brushless, self-excitation and constant voltage (with AVR)		Brushless, self-excitation and constant voltage (with AVR)	
	Power factor	COSΦ	0.8(lag)		0.8(lag)	
	Insulation grade		H		H	
	Engine manufacturer		WEICHAI		WEICHAI	
	Engine type		WP2.3D25E200	WP2.3D30E201	WP2.3D33E200	WP2.3D36E201
	Rated power	kW	23	27	30	33
	Structure type		4-cylinder,in-lined,4-stroke,water-cooled		4-cylinder,in-lined,4-stroke,water-cooled,turbocharger	
Bore x stroke	mm	89×92		89×92		
Displacement	L	2.289		2.289		
Engine	Compression ratio		17.5:1		17.5:1	
	Lubricating system		Pressure splashed		Pressure splashed	
	Lube oil brand		Above CD grade or SAE 10W-30,15W-40		Above CD grade or SAE 10W-30,15W-40	
	Fuel type		Diesel : 0# (summer), -10# (winter), -35# (chillness)		Diesel : 0# (summer), -10# (winter), -35# (chillness)	
	Engine fuel consumption	g/kW.h	224	210	212	210
	Starting system		12V Electric starter		12V Electric starter	
	Starting motor capacity		12V 3.5kW		12V 3.5kW	
	Genset	Noise level(@7m)	dB(A)	51	53	51
Overall dimension		mm	1930×950×1200		1930×950×1200	
Net weight		kg	985		1000	



Water Pump

pump series



DEHRAY offers many different pump models for a wide variety of applications in agriculture.

From our clean water pumps to sewage pumps, each of our water pumps offers outstanding performance.

Legendary DEHRAY engines as the heart of pumps are easily started and provide sufficient and stable power for any time. You chase after unparalleled water pumps? DEHRAY pumps are exactly what you want.

FEATURES AND BENEFITS

Portability

A special alloy frame reduces weight and facilitates movement around the work site.

Excellent economic performance

Water pump adopts DEHRAY engine as power and has incomparable economic engine oil and fuel consumption.

High pressure and high lift

High-efficient impeller with excellent performance guarantees long-distance and high-lift water supply.

Easy maintenance

Cleaning the inside of the pumps can be performed by just removing a few bolts.

Durable construction

Main parts of the pump are designed for wear and corrosion resistance.



Water Pump

Model	RDP20	RDP30	RDP40
Type	Diesel pump	Diesel pump	Diesel pump
Suction & discharge port diameter (mm) (in)	50 (2 ^{1/2})	80 (3 ^{1/2})	100 (4 ^{1/2})
Rated capacity (m ³ /h)	22.0	30.0	40.0
Rated total head (m)	15	13	16
Self-priming time (s/4m)	80	120	180
Max.suction head (m)	8.0	8.0	8.0
Rotation speed (r/min)	3600	3600	3600
Fuel consumption (g/kW.h)	288	285	281
Noise level [dB(A)/7m]	74.0	76.0	79.0
Overall dimension (mm)(LxWxH)	525x410x515	570x445x550	650x480x600
Net weight (kg)	38.5	49	62.5
Engine model	RD170	RD178	RD186
Rated power (kW)	2.8	4.0	6.3
Rated speed (r/min)	3600	3600	3600
Displacement (cm ³)	211	296	406
Starter system	RDP20: Recoil starter	RDP30: Recoil starter	RDP40: Recoil starter

Sewage Pump

pump series



For those applications where large solids and debris are encountered

DEHRAY offer a line of sewage pumps designed to meet the filtration of such debris. Deep impeller blades and a large volute discharge opening can pass suspended sticks, stones and debris without clogging the pump or harming its components. Designed to be user-friendly, these self-priming pumps remain durable under the rough conditions.

FEATURES AND BENEFITS

Reliability

Our technology absolutely sets the standard for reliability. That's precisely why many working professionals greatly prefer DEHRAY's equipment. There's virtually no downtime and they last longer than you can even imagine.

Thicker paint treatments stand the wear and tear in extreme environmental conditions.

Fuel efficient and quiet

The fact that our engines are exceptionally fuel efficient and quiet are two more attributes. On the job site, this means a lot.

Protective framework

Solid framework design greatly reduces vibration. Antiseptic paint on the surface of water pump increases rust-proofing performance.

Light weight

Special alloy frame construction obviously reduces total weight for easy operation.

Easy to start

DEHRAY is also easy to start and easy to use. Our sewage pump engines are perfectly matched and DEHRAY engineered for quality and precision.



The DEHRAY logo consists of a stylized red and yellow 'D' followed by the word 'DEHRAY' in a bold, yellow, sans-serif font.

Sewage Pump

Model	RDP20T	RDP30T	RDP40T
Type	Diesel pump	Diesel pump	Diesel pump
Water inlet pipe nominal diameter (mm)	50 (2")	80 (3")	100 (4")
Water outlet pipe nominal diameter (mm)	50 (2")	80 (3")	100 (4")
Rated capacity (m ³ /h)	42	72	96
Rated total head (m)	26	25	26
Max.suction head (m)	8.0	8.0	8.0
Self-priming time (s/4m)	60	90	150
Rotation speed (r/min)	3600	3600	3600
Engine model	RD170F	RD178F	RD186F
Type	Single cylinder, four-stroke, direct injection, air cooled		
Bore×stroke (mm)	70×55	78×62	86×70
Displacement (cm ³)	211	296	406
Max. power KW/(r/min)	2.8/3600	4/3600	6.3/3600
Cooling system	Air cooled	Air cooled	Air cooled
Fuel type	0#(summer), -10#(winter), -35#(chillness)diesel		
Starter system	Recoil starter	Recoil starter	Recoil starter
Noise (zero load to full load) [dB(A)/1m]	74	76	76
Net weight (kg)	48	60	89
Gross weight (kg)	58	72	98
Overall dimension (L×W×H) (mm)	655×435×565	675×445×575	780×485×605





WUXI DURABLE POWER TECHNOLOGY CO., LTD.

Address: No.168, Jiaoyang East Road, Yangjian Town, Xishan Development Zone, Wuxi 214107

Tel: 0510-88211888

E-mail: durable@wx-durable.com



www.dehray.com



Wechat official account

